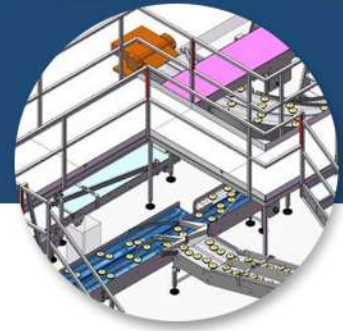





## Conveyors

Food Sector Specialists

From single conveyor units through to complete turnkey plant solutions



SPIRAL CONVEYOR



TRANSFER CONVEYOR



ELEVATORS



MULTI LANE CONVEYOR



BASKET, CRATE, TRAY & BOX



HIGH HYGIENE CONSTRUCTION



SHUTTLE CONVEYOR



BULK WEIGHER



IN LINE WEIGHING

# Straight Transfer

Our straight conveyors are available fitted with Modular, PU, Slat or Wire belting to suit your needs.

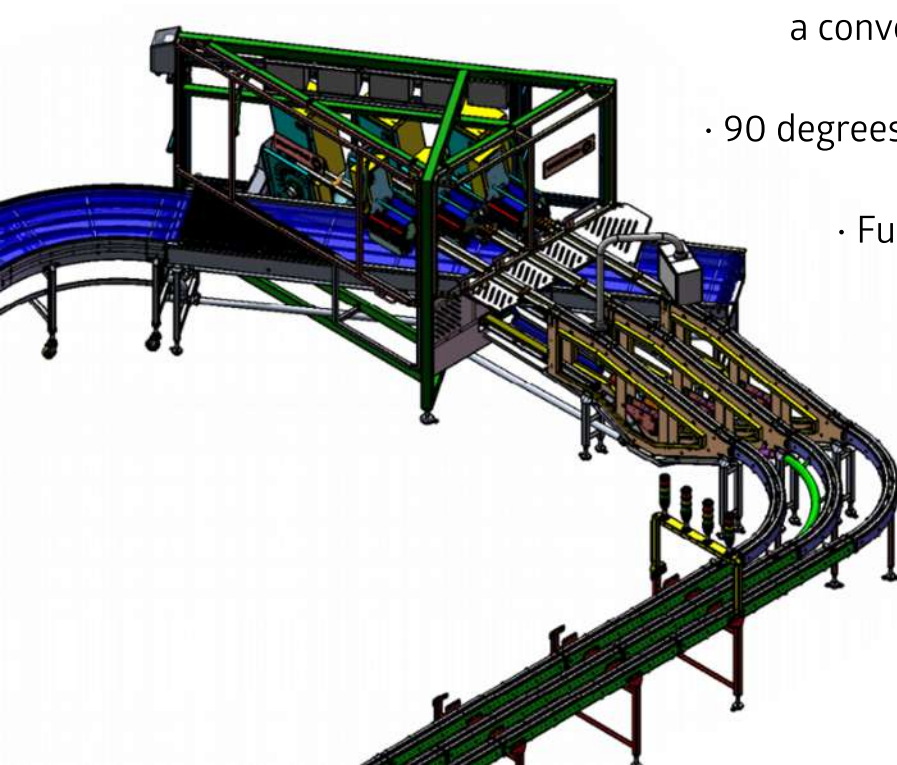
A wide range of optional features and special variants ensure the versatility to satisfy most application requirements. Our straight conveyors feature an open construction with the belt being supported on polyethylene wear strip clipped to stainless steel framework. Depending on the application requirements PTFE strip or stainless steel rod supports are also available.



## Radius conveyors

Wightfield offer a wide range of radius conveyors.

- Units which require only 30 to 45 degrees of offset to allow a conveyor to fit into an existing system or area.
- 90 degrees incorporated into a swan neck conveyor.
- Full 360 degree carousel as part of a central stand alone system or integrating to a turn key package.





# Packing Station Conveyors

Wrightfield design and manufacture custom packing station conveyors to meet your exact operational processes and production volumes. All conveyor systems are personalised to meet operatives, cleaning and production needs and speeds. Options include:

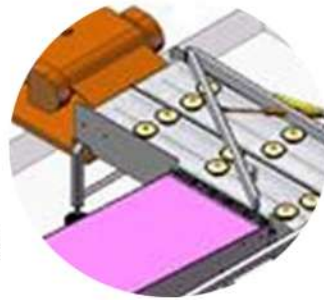
- Ball tables for easy moving of boxes in sorting areas
- Belt systems with removable side tables
- Conveyors with fixed side tables
- Rotary tables for discharge, feeding and unscrambling products




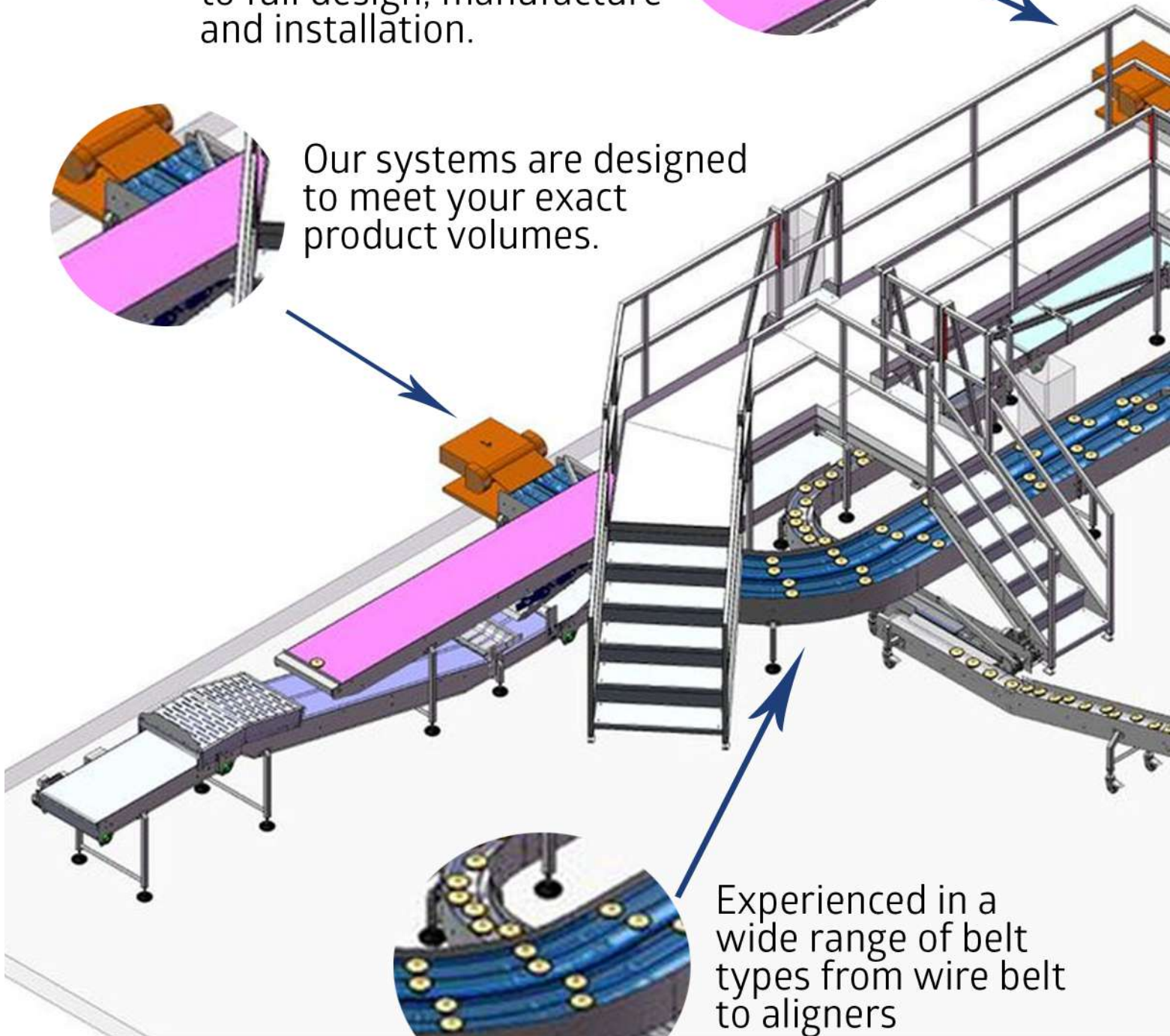
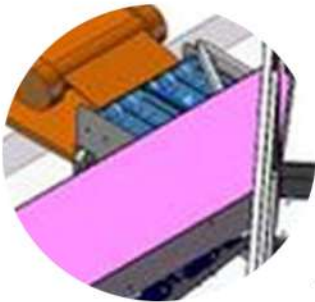
# Why Wrightfield Conveyors?

Every conveyor is designed with hygiene as a priority and with leaning and maintenance in mind.

Full Turnkey Solution. From site evaluation, to full design, manufacture and installation.

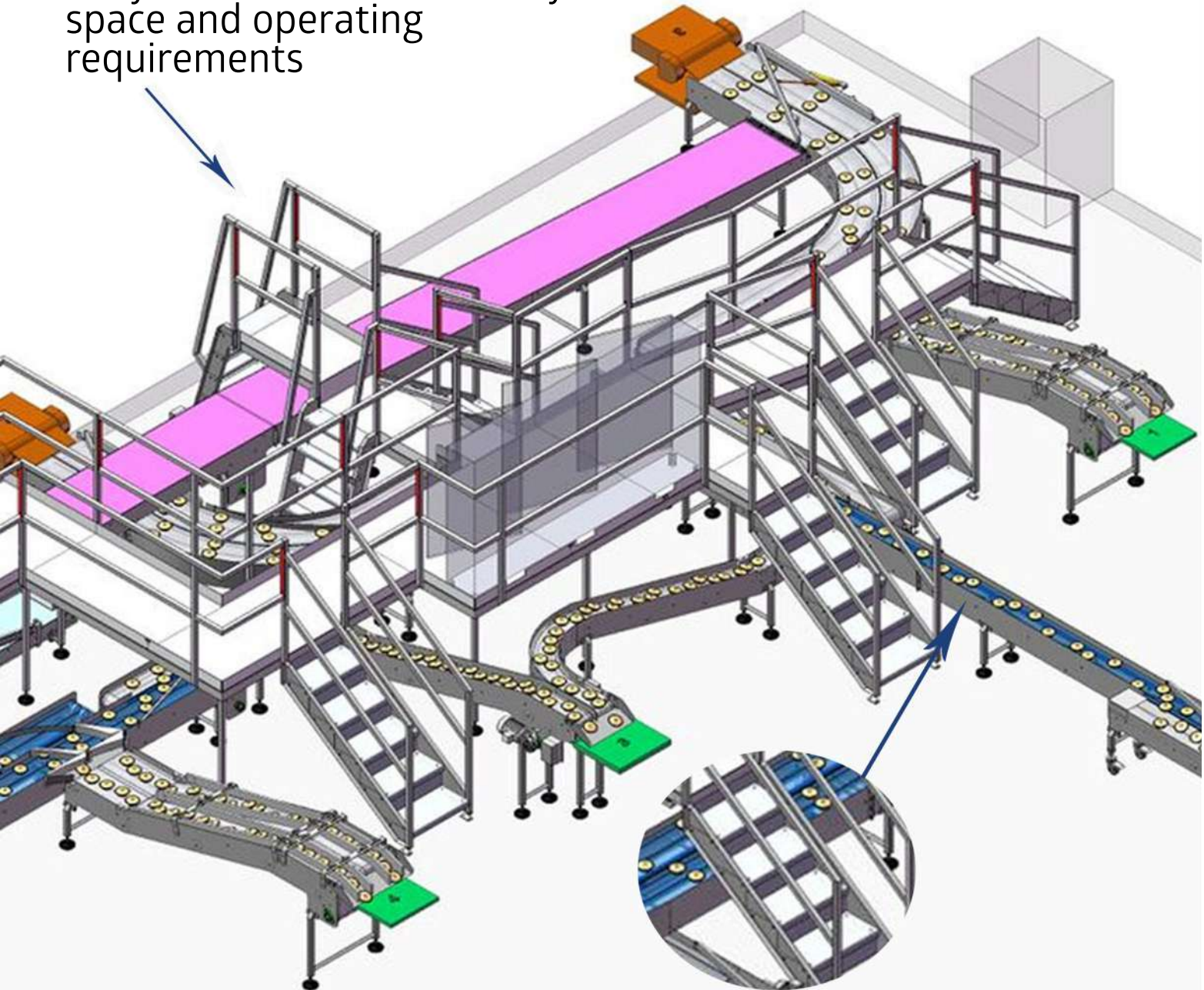


Our systems are designed to meet your exact product volumes.

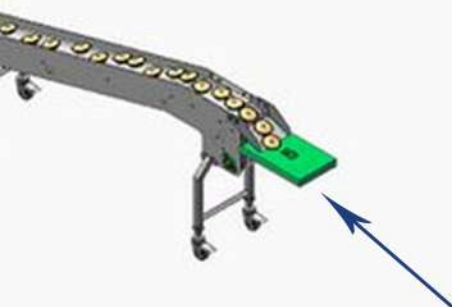


Experienced in a wide range of belt types from wire belt to aligners

Fully customisable, built to your space and operating requirements



Experts in Cleaning In Place (CIP) a critical requirement for any food or beverage processing facility



Conveyor Service and Maintenance. A range of services, spares and support packages are available.

# Elevators, De-elevators & Incline Conveyors.

Wrightfield Elevators, de-elevators and incline conveyors are used to raise or lower products when there is a need to change the conveyor feed heights.

Typical applications include overcoming obstacles on the ground through to elevating products to the conveyors to an upper floor level.



## Inspection and Grading.

Simple flat sorting conveyors where product is fed onto the conveyor belt. Grading personnel stand along each side and visually inspect the product for defects.

Defect product is manually removed, good product continues along the length of the conveyor and is discharged.



## High Hygiene Conveyors.

For the food and pharmaceutical sector every conveyor is designed with hygiene as a priority and with cleaning and maintenance in mind.


This ensures they meet the strict hygiene standards demanded within these environments.



# Activated Roller Belt.

Intralox Activated Roller Belt™ technology offers optimized conveyance solutions by providing more functionality and reliability while reducing total system costs.

Intralox's patented Activated Roller Belt™ (ARB™) technology enables increased flexibility, high throughput, reduced footprint, gentle product handling, and simplified controls.



## Spares & Service.



• Planned Preventative Maintenance



• Breakdown



• Spares - Components Off The Shelf & Bespoke Machined Parts



• Shift Cover



A range of services, spares and support packages designed specifically for the food processing sector are available.

Our conveyors can be integrated into many systems, including existing weight check systems. We also keep many replacement components in-stock and available: guide rails, feet, mat top chains, table top chains, wear strips and more. Other conveyor features include divider/combiner capabilities and optional paint or powder coating. Wrightfield offers full assembly, installation, system integration and technical support services to cover any needs you may have.

Wrightfield Ltd.  
Progress Way, Mid Suffolk  
Business Park  
Eye, Suffolk, IP23 7HU, UK

T: +44 (0)1379 872800  
E: sales@wrightfield.co.uk  
www.wrightfield.co.uk

## Our Customers

